

# **Epidemiology of Lung Cancer: Implications for screening and prevention**

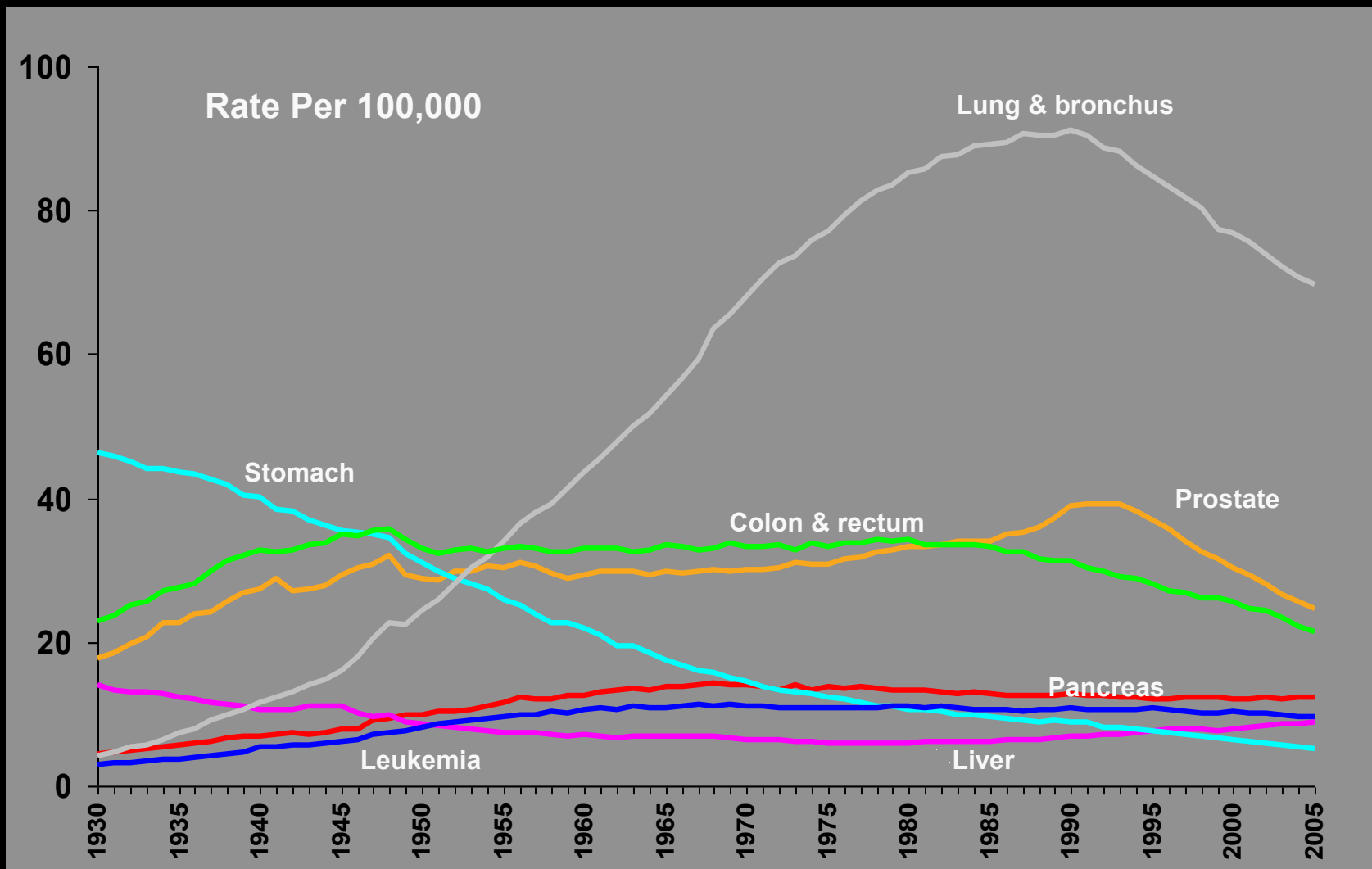
**Hormuzd A. Katki, Ph.D.**

*Senior Investigator*

**Division of Cancer Epidemiology and Genetics (DCEG)**

**I thank my DCEG colleagues Neil Caporaso and Neal  
Freedman for sharing slides with me**

# Cancer Death Rates\* Among Men, US, 1930-2005

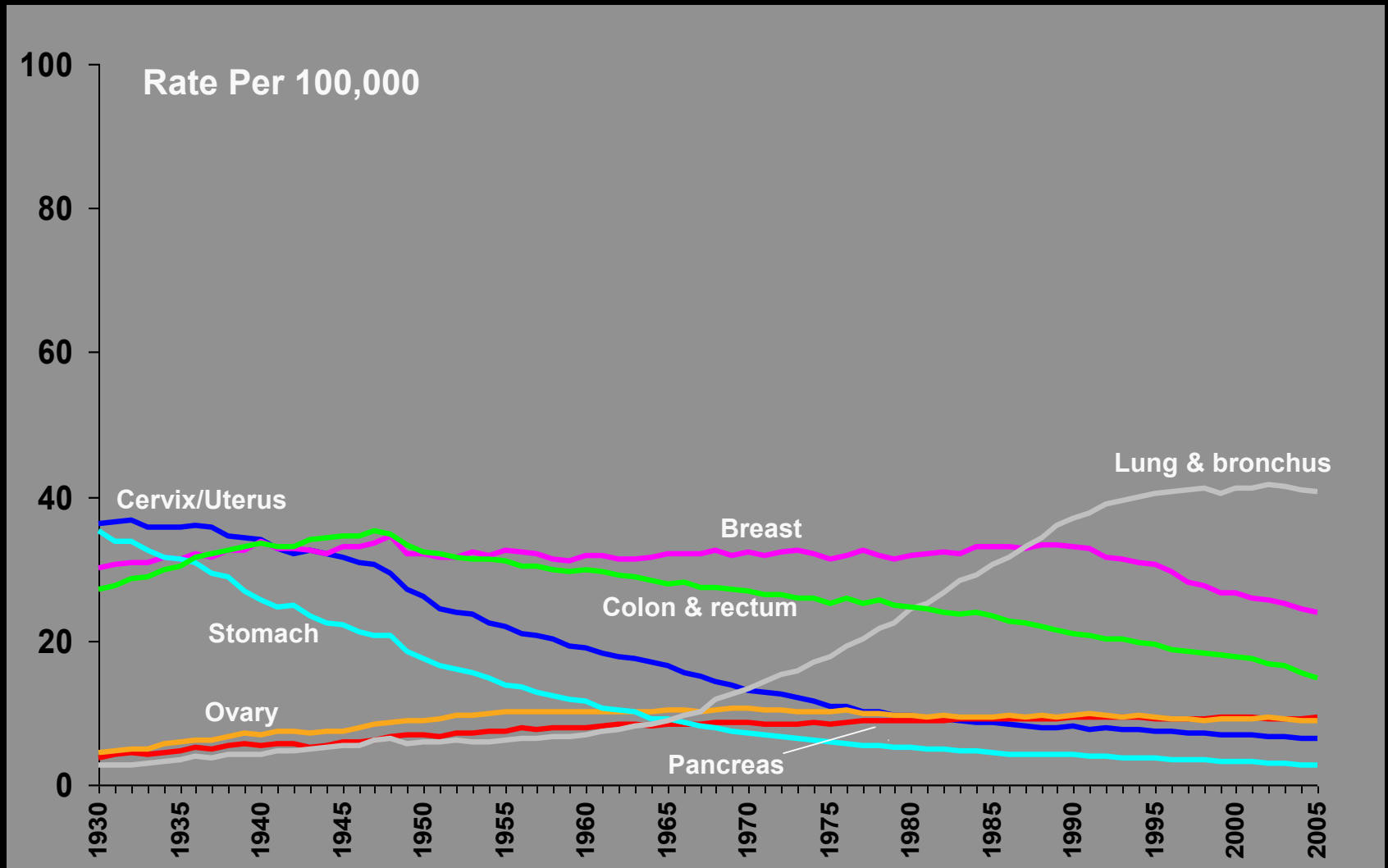


\*Age-adjusted to the 2000 US standard population.

Source: US Mortality Data 1960-2005, US Mortality Volumes 1930-1959,

National Center for Health Statistics, Centers for Disease Control and Prevention, 2008.

# Cancer Death Rates\* Among Women, US, 1930-2005

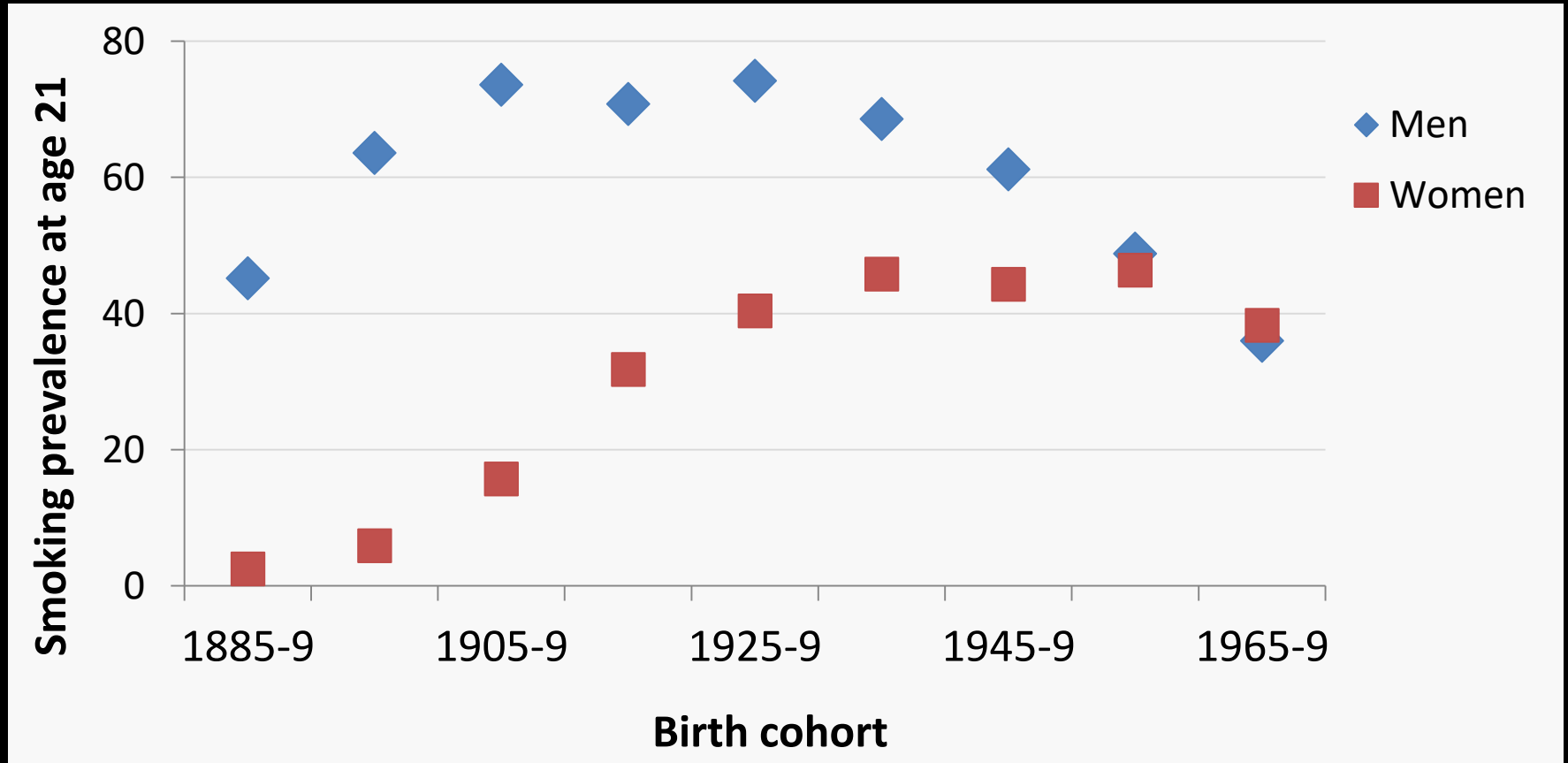


\*Age-adjusted to the 2000 US standard population.

Source: US Mortality Data 1960-2005, US Mortality Volumes 1930-1959,

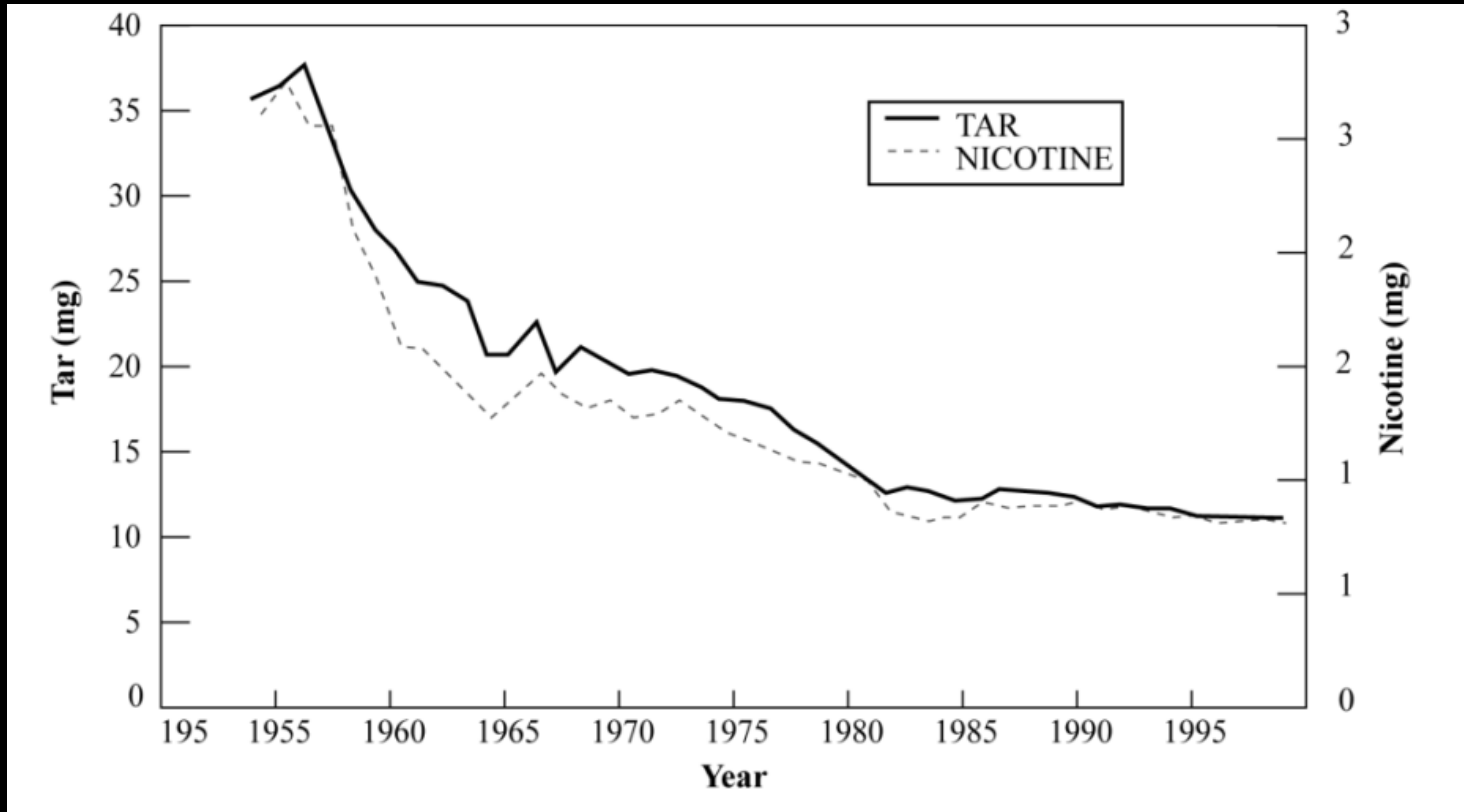
National Center for Health Statistics, Centers for Disease Control and Prevention, 2008.

# Smoking prevalence in US men and women



Burns et al, NCI Smoking and Tobacco Control Monograph No. 8, 1997

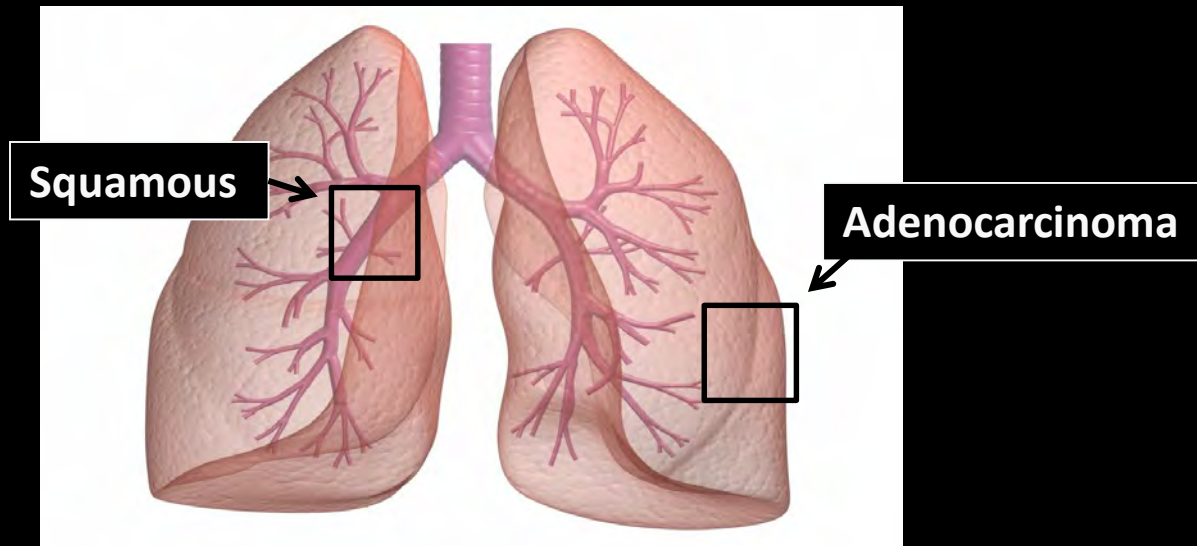
# Haven't cigarettes gotten safer?



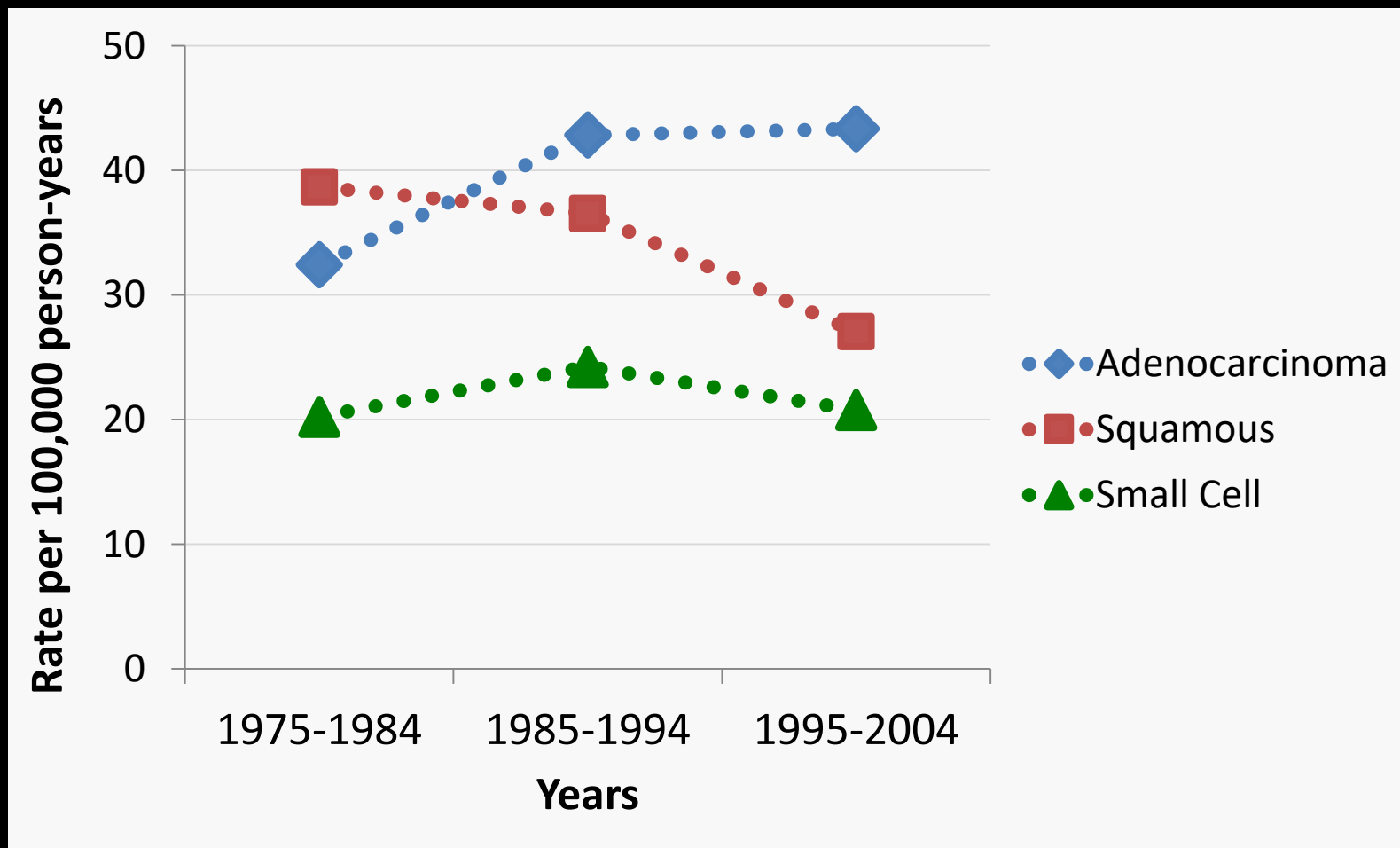
Burns, Benowitz, et al, NCI Smoking and Tobacco Control Monograph No. 13, 2001

# People changed the way they smoke

- Increased number of puffs
- Increased puff volume
- Increased inhalation depth



# Changing distribution of lung cancer histologic types over time



# New and emerging tobacco products





# TEENS MORE LIKELY TO USE MARIJUANA THAN CIGARETTES

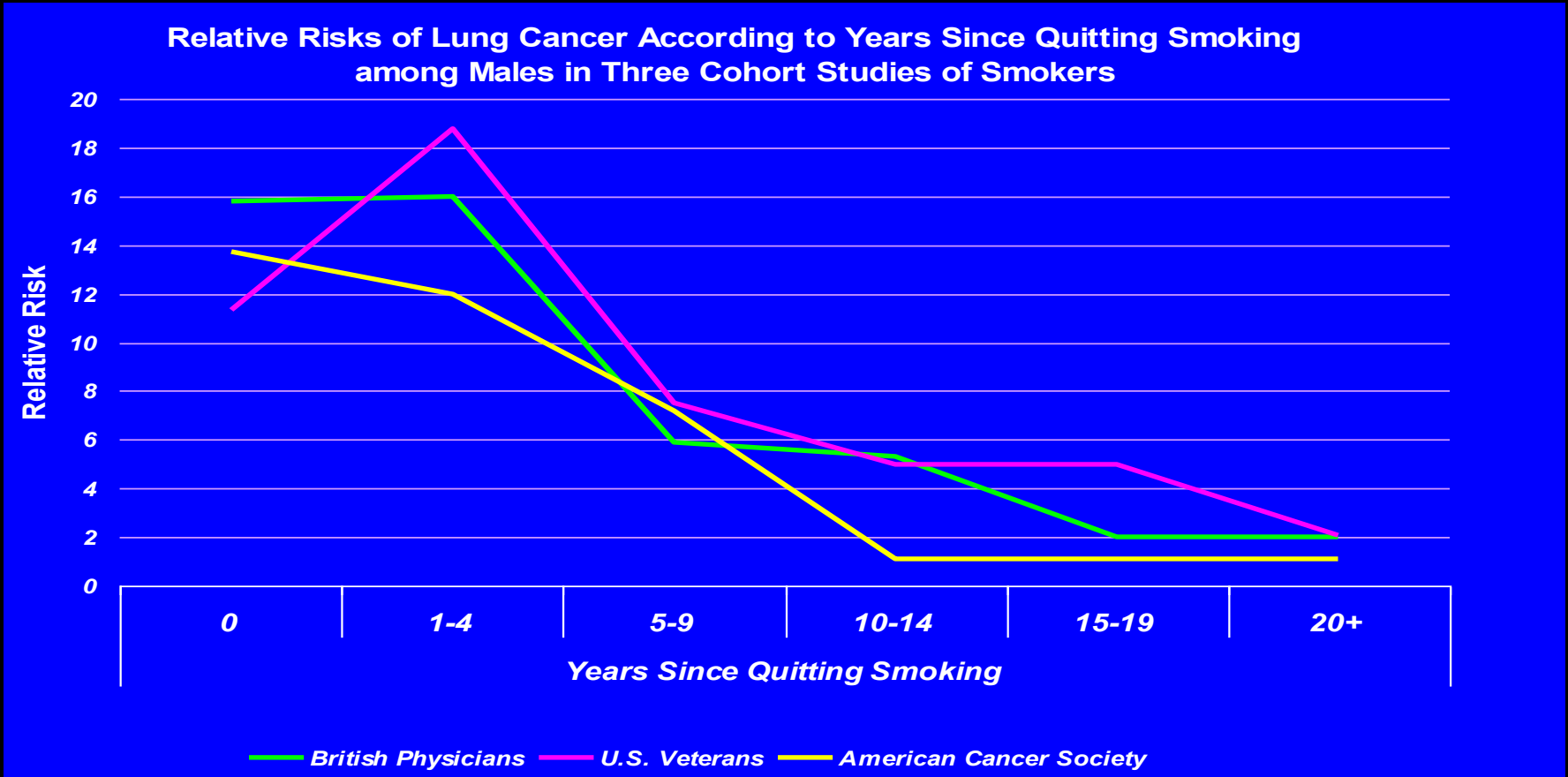
## Daily use among 12th graders



National Institute  
on Drug Abuse

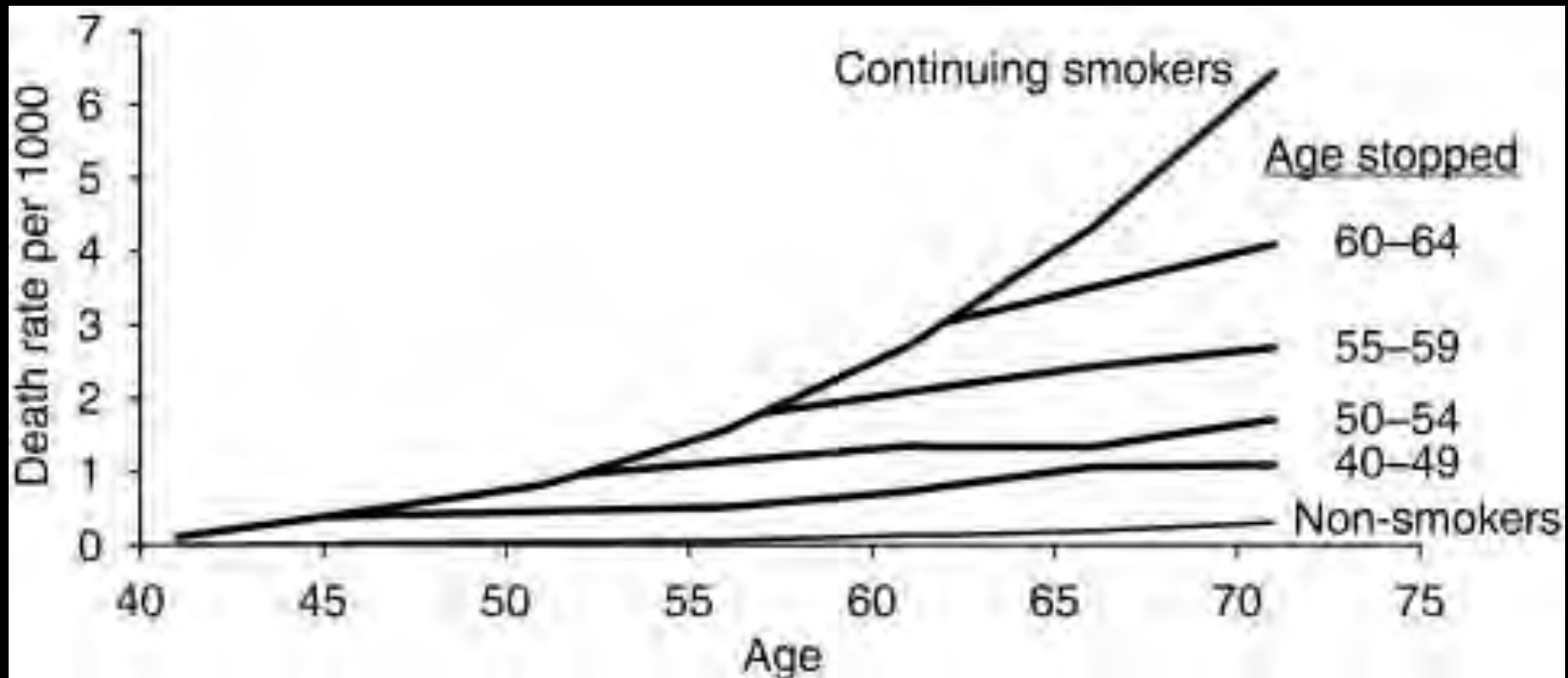
DRUGABUSE.GOV

# Lung cancer relative risk drops after quitting smoking, but ...



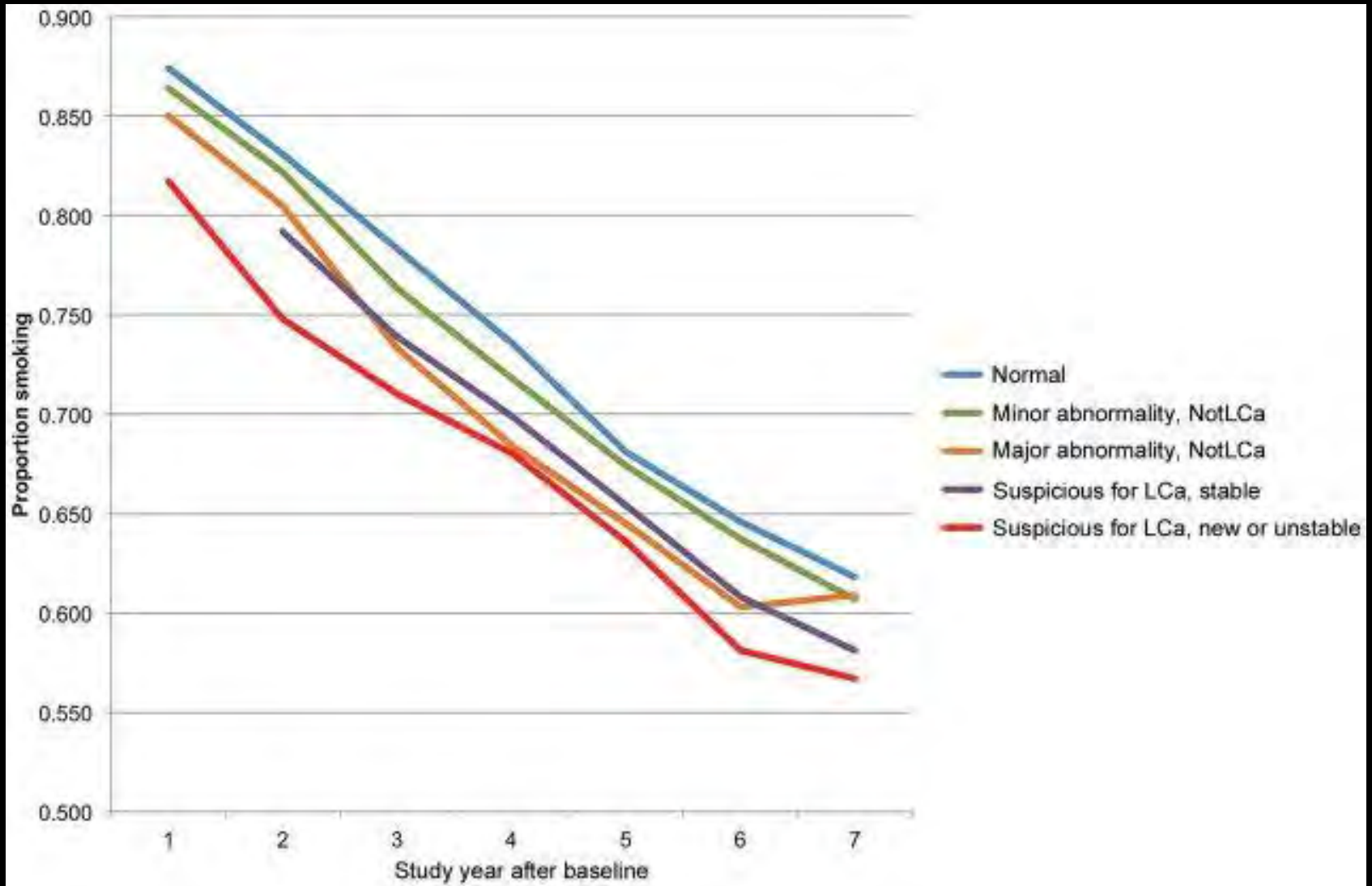
**20+ year quitters still have double the lung-cancer risk of non-smokers**

# Lung-cancer death risk plateaus after quitting smoking



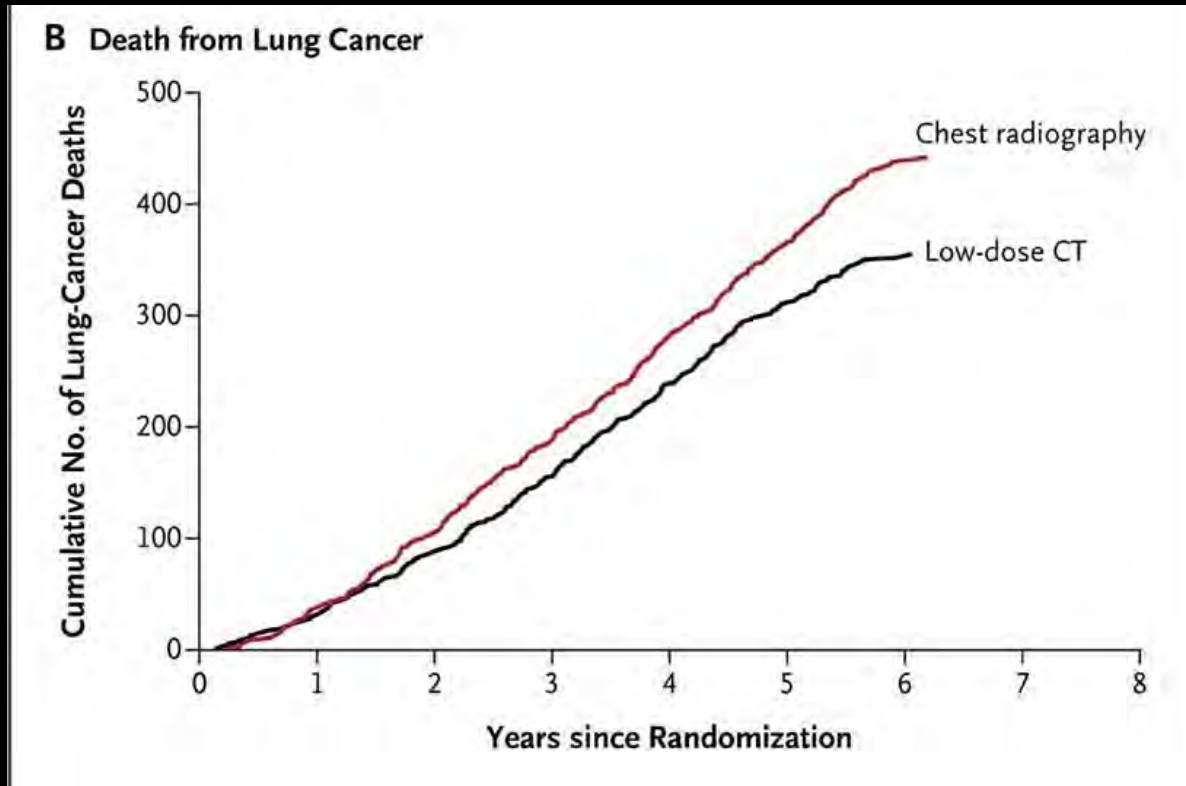
- Don't just quit, quit **AS YOUNG AS POSSIBLE**
- Most lung cancer in the US is in former smokers!

# Slightly more quitting among those with major abnormalities found by CT lung screening?



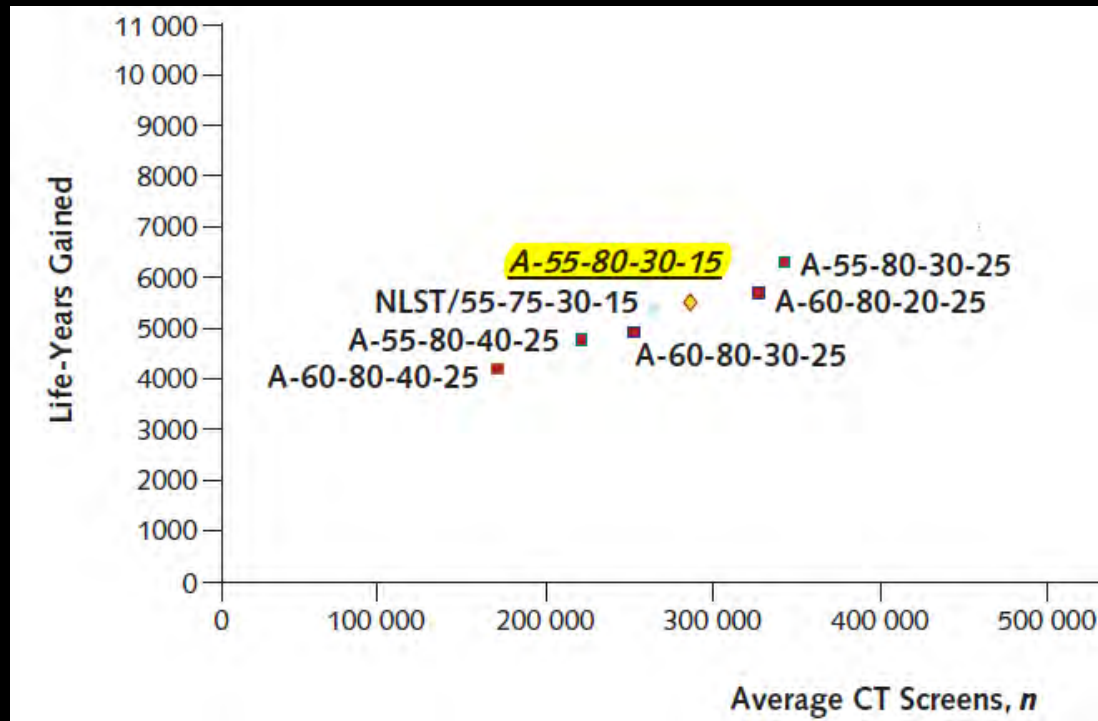
# Background

## National Lung Screening Trial (NLST)



- **NLST participants: ages 55-74,  $\geq 30$  pack-years,  $\leq 15$  quit-years**
- **3 CT screens reduced lung cancer death by 20%**

# Background: USPSTF and CMS



- **USPSTF guidelines**
  - ages **55-80**,  $\geq 30$  pack-years,  $\leq 15$  quit-years
- **CMS reimbursement guideline**
  - ages **55-77**,  $\geq 30$  pack-years,  $\leq 15$  quit-years

# No one is getting lung screening

- **Sadly, less than 4% of eligible US ever-smokers have received a lung-cancer screen.**
- **CT lung screening has Grade B from USPSTF, so plans must offer screening.**
- **We need a public campaign to energize eligible ever-smokers to ask their doctors about the lung screening they are entitled to**

# Lung screening has false-positives and is expensive: Example of the VA

- The VA conducted a demonstration project for CT lung screening
  - 58% of baseline screens were false-positive
  - Estimated cost to implement screening: \$100 million
  - VA has declined to implement screening
- However, as observed in the NLST, the ratio of false-positives per prevented death was dramatically lower for those at highest risk
  - 2749 vs. 363 comparing lowest to highest risk quintiles

Kinsinger et. al., *JAMA Intern Med*, 2017

Caverly et. al., *JAMA Intern Med*, 2018

Kovalchik et.al., *N Engl J Med*, 2013

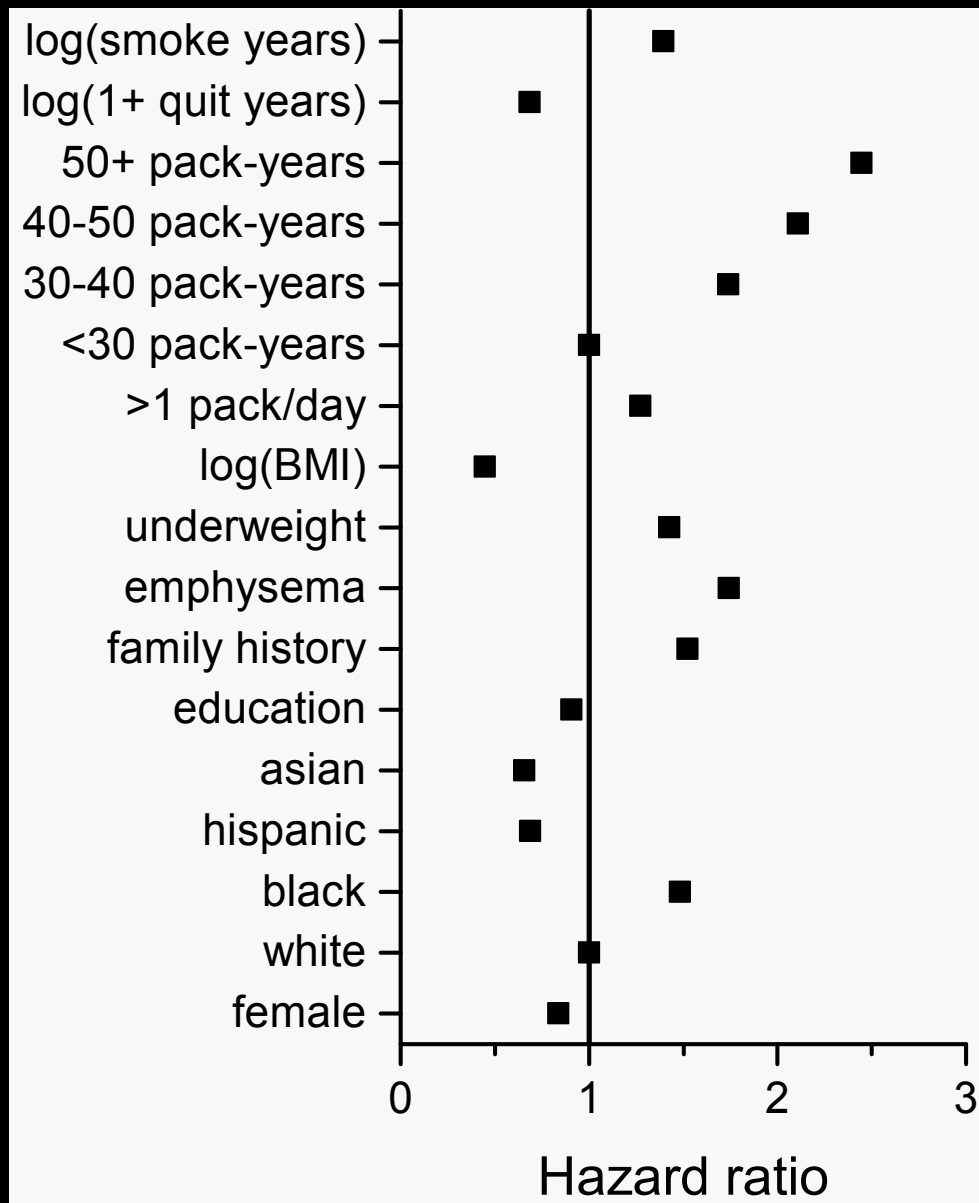


# USPSTF calls for improved risk assessment tools for screening

- In response to public comments that lung screening be restricted to those at highest risk, the USPSTF stated:

*“The USPSTF acknowledges the importance of accurately identifying persons who are at highest risk to maximize the benefits and minimize the harms of screening and calls for more research to improve risk assessment tools.”*

# Lung cancer death model

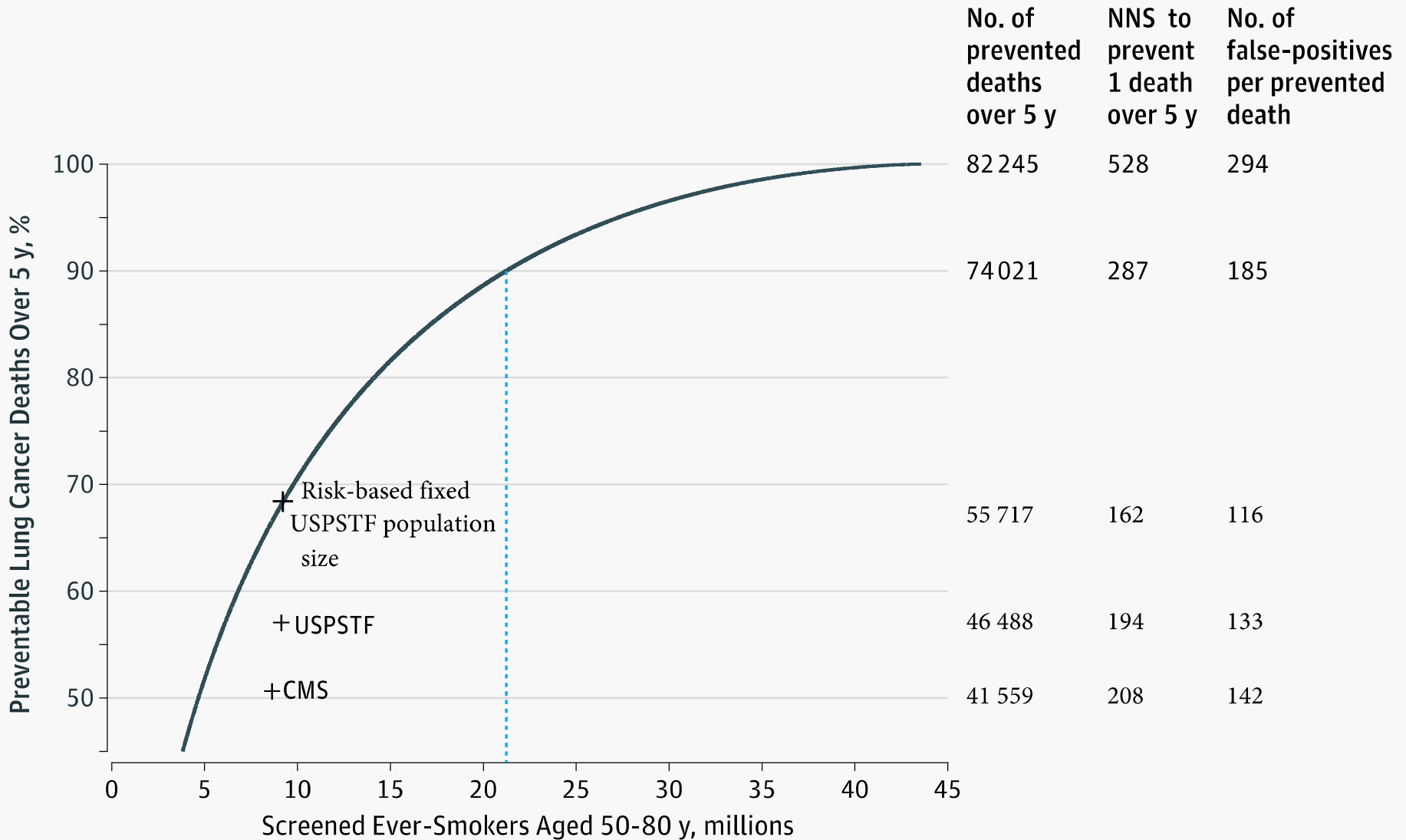


- **Risk factors**
  - self-reported
  - well-known
- **Log(age): HR=431**
- **Continuous**
  - Age
  - Smoke years
  - Quit years
  - BMI

# Risk-based selection may be more effective and efficient than current guidelines

	USPSTF-eligible smokers	Risk-based: Fixed-USPSTF population size	% gain
Number of eligible smokers (% ever-smokers screened)	9,018,130 (21%)	9,018,693 (21%)	
5-year lung-cancer risk threshold	-	1.9%	
Number of preventable lung-cancer deaths (% of preventable lung-cancer deaths)	46,488 (57%)	55,717 (68%)	20%
<u>Effectiveness</u> : Number needed to screen (NNS) to prevent 1 lung-cancer death	194	162	17%
<u>Efficiency</u> : # of false-positive screens per prevented lung-cancer death	133	116	13%

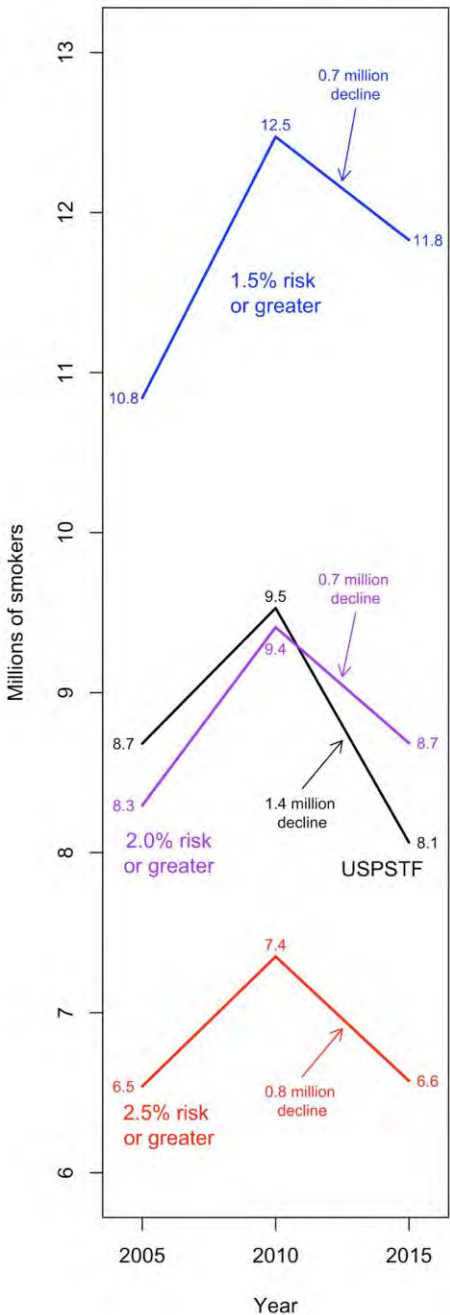
# Projected outcomes from risk-based CT lung cancer screening



# **Risk-based strategies replace the lowest-risk USPTF-eligible smokers with higher-risk USPSTF-ineligible smokers.**

- Replacements have
  - Much higher 5-year lung cancer risk (3.2% vs. 1.3%)
  - Much lower NNS to prevent 1 death (226 vs. 647)
- Risk-based selection preferentially selects
  - Older (ages 70-80)
  - African-Americans
  - Current smokers
  - Low-intensity long-term current-smokers
    - 61% of whom smoke less than half a pack per day
    - 67% are female; 25% are African-American
  - High-intensity former-smokers who have quit for more than 15 years

1a. U.S. smokers selected for screening



# Declining # of high-risk US ever-smokers: 2010-2015

- # of USPSTF-eligible US ever-smokers declined by 1.4 million (9.5M to 8.1M) from 2010-2015
- However, # of US ever-smokers with 5-year risk >2.0% declined by only 0.7 million (9.4M to 8.7M).
  - Declines in # with 30+ pack-years mitigated by increases in # with 20-29 pack-years
- Current USPSTF criteria will do an increasingly worse job of identifying high-risk smokers
- Guidelines need to adopt risk-based screening over current USPSF criteria, as soon as possible

# Unforgiving Math of Screening

- 20% reduction in death applies only to
  - Ever-smokers (~85% of lung cancer deaths)
  - 57% of US lung cancer deaths in ever-smokers from current USPSTF screening guidelines
  - Might increase to 68% under risk-based screening
- Only 10-12% of US lung-cancer deaths are realistically preventable by CT screening
  - However, this would roughly equal eliminating all US stomach cancer deaths

# **Achilles Heel of Precision Prevention:**

**Dissemination and implementation  
of risk-based precision prevention**



# How can risk-based screening happen in real-life?

- **Some doubts**
  - How will we collect the information?
  - What is the right risk threshold to qualify for screening?
  - What happens to those who don't qualify but get cancer?
  - Will I get sued?
- **Validated shared decision-making process**
  - Validated and appropriate risk tools and quantitative decision aids
  - Validated process that accurately conveys information and leads to appropriate decision-making in light of a patient's values
  - <http://www.shouldiscreen.com/lung-cancer-risk-calculator>
- **How will this be explained?**
  - Doctors, public health professionals, a trained cadre of “medical counselors”? “Screening Navigators?”

## Risk Tool

The task force does not recommend that you get screened if you are not between the ages of 55 and 80, or if you are a non smoker, or if you are a current smoker with less than 30 pack-year of smoking or if you are a former smoker who quit for more than 15 years.

Age

Gender

Type of Smoker?

What age did you start smoking?

How many cigarettes per day do you smoke on average?

Race or Ethnic Group:

Lung disease?

Family history of lung cancer?

Units?

Height?    
Feet Inch(es)

Weight?   
Pound(s)

Education?

Calculate

Reset

## Your Results

White male of 66 years of age with BMI = 23.22

**Risk of dying from lung cancer within 5 years in the absence of screening: 4.29%**

Explanation: text

[Click here](#) to learn more about your results.

5-year lung cancer death risk reduction due to lung cancer screening: 0.87%

The chance of lung cancer diagnosis within 5 years in the absence of screening: 6.02%

The chance of lung cancer diagnosis within 5 years with screening: 6.77%

The chance of having a false positive result after 3 screens: 0.42%



Print



Download Results

## Further Information

Learning about lung cancer and its treatment can help you prepare for your appointments, understand different types of treatment, and prevent and manage any side effects.

**Lung cancer screening as a  
template:**

**Principles of precision prevention**

# Template for precision prevention?

- **Screening general populations is hard**
  - Most people at low disease risk, thus at high risk of false-positives
  - Clinical trials of screening in general populations has mixed results: low power
- **Shift question from “Does screening work?” to “For whom does screening work?”**
- **CT lung screening model**
  - When introducing a new screening program, select only those at highest risk (NLST)
  - Increased statistical power for trials (88 prevented deaths)
  - Focus on high-risk smokers has resolved an acrimonious decades-long debate about whether lung screening works

# Rule-Out/Rule-In Screening: “for whom does screening work?”

- Rule-out everyone not at high risk
  - Immediately
    - Lung screening
  - Rule-out for a long time based on tests (single or sequence)
    - Cervix screening, prostate screening (?)
  - Base rule-out on: low-risk of untreatable cancer or death
- Rule-in based on triage test
  - Even HPV needs Pap and biopsy triage
  - Base rule-in on: high-risk of finding treatable disease (early stage cancer or precancer)
  - Can consider extending to those at moderate risk, if an excellent triage test exists